

kinetec®

professional rehabilitation

PRODUCT RANGE

quality
innovation
service



PRODUCTS FOR PROFESSIONAL REHABILITATION



Kinetec are experts in their chosen product fields, being the market leaders through living the values of quality, service and innovation.

As part of the Medfac group, with country offices in France, USA and UK, Kinetec offers a growing range of professional rehabilitation products.

Kinetec is synonymous with continuous passive motion (CPM) with the most comprehensive product range available in the market.

However, Kinetec has also launched products for active motion therapy, hot and cold therapy and hand therapy.

This catalogue provides an overview of our product ranges, but for further details and more comprehensive information, please visit us online.

www.kinetecinternational.com

Continuous passive motion

KINETEC PRIMA ADVANCE™	2
KINETEC PRIMA XL™	3
KINETEC SPECTRA ESSENTIAL™	4
KINETEC SPECTRA™	5
KINETEC PERFORMA™	6
KINETEC® KNEE CPM PADS & ACCESSORIES	7
KINETEC CENTURA™	8
KINETEC CENTURA LITE™	9
KINETEC CENTURA B&W™	10
KINETEC® SHOULDER CPM ACCESSORIES	11
KINETEC 6080™	12
KINETEC MAESTRA™	13
KINETEC BREVA™	14
KINETEC 5090™	15
KINETEC 9081™	16

Active motion therapy

KINETEC PEDALA™	17
KINETEC KINEVIA DUO™	18
KINETEC KINEVIA™ & ACCESSORIES	19

Hot + cold therapy

KINETEC KOOLER™	20
KINETEC KOOLER™ PADS & ACCESSORIES	21
KINETEC KOOLER™ CONSUMABLES	22 – 23

Thermoplastic splinting

MANOSPLINT® Unique Patient Printing	24
MANOSPLINT® Ohio & Ohio S	25
MANOSPLINT® Carolina	26
MANOSPLINT® Wisconsin	27
MANOSPLINT® Ohio F	28
MANOSPLINT® Range Options	29
MANOSPLINT® Heat Pans	30
MANOSPLINT® Dry Heat Ovens	31
MANOSPLINT® Accessories	32 – 33

Orthopaedic supports

ARTRO FIT KNEE BRACE	34
LIGA FIT KNEE BRACE	35
OUMO SHOULDER SUPPORT	36

Traction systems

KINETEC® TRACTION FRAMES & KITS	37
---------------------------------	----


KINETEC PRIMA ADVANCE™

The easiest and most intuitive knee CPM device on the market

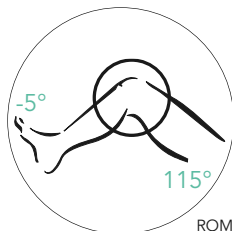
- Ease of use
- Remarkable dimensions
- Extremely lightweight
- ROM from -5° to 115°



One-button remote control



Straightforward adjustment for ROM limits and speed. Comes with a protective cover



ROM

Patient friendly

With simple and straightforward adjustments (angular limits, speed and patient sizing), the KINETEC PRIMA ADVANCE™ is the most intuitive and easy to use device on the market making it the first choice for elderly people and patients with a visual impairment.

Great range of motion

Its wide range of motion going from -5° of hyperextension to 115° of flexion allows treatment of most knee & hip pathologies.

Remarkable dimensions & weight

Its 94 cm (37 inch) length will facilitate set ups in hospital beds or at patients' homes as well as easing its storage.

The 11 kg (24 pound) KINETEC PRIMA ADVANCE™ is ideal for frequent handling in hospitals as well as the home environment.




KINETEC PRIMA XL™

Simplicity combined to the strength required for Bariatric patients

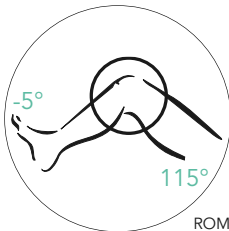
- 32cm (12,5 inches) wide carriage
- Patients up to 227kg (500lbs)
- Ease of use
- ROM from -5° to 115°



One-button remote control



Straightforward adjustment for ROM limits and speed. Comes with a protective cover



ROM

32cm (12,5 inch) wide carriage

The KINETEC PRIMA XL™ benefits from the same great specifications as the KINETEC PRIMA ADVANCE™ but features a wider and even stronger carriage to treat bariatric patients.

227kg (500lbs) body weight load rating

The device also comes with a specifically designed motor enabling exercise on heavier loads in a safe environment.

Great range of motion

Its wide range of motion going from -5° of hyperextension to 115° of flexion enables treatment of most knee & hip pathologies.



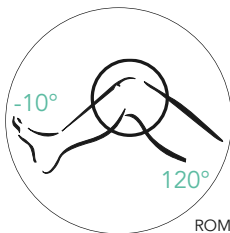
KINETEC SPECTRA ESSENTIAL™

The simple yet precise technology featured device

- Intuitive remote control
- Main functions featured
- Safety first
- ROM from -10° to 120°



Remote control



ROM

Intuitive remote control

The refined remote control design provides an immediate and intuitive control by the user in hospitals or at home helping to focus on the therapy.

Main functions featured

Range of motion, speed and pauses are all adjustable in the hand of the user.

Safety first

The remote control features a keyboard locking system preventing misuse and enhancing patient safety.

Evolution compliant

The KINETEC SPECTRA ESSENTIAL™ can be upgraded to the latest Data Capture USB technology by replacing its remote control only (option).



KINETEC SPECTRA™

An unbeatable combination of great design and latest USB technology

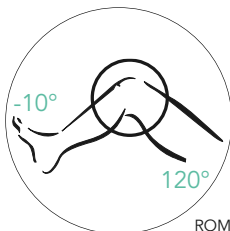
- Intuitive remote control
- Unique features
- KINETEC DATA CAPTURE™ USB technology ready
- ROM from -10° to 120°



Remote control



KINETEC DATA CAPTURE™



ROM



Remarkable design

Its arrow shape design and structure is remarkably lightweight and compact facilitating set ups in hospital beds or at patients' homes as well as easing its storage. The two padded side handles make the unit comfortable to carry.

Patient feedback & unique features

The digital remote control provides a precise yet clear feedback to the patient as well as it helps the therapy with unique functions such as warm-up or by-pass.

KINETEC DATA CAPTURE™ USB technology ready

The KINETEC SPECTRA™ remote control is also equipped with the latest USB technology enabling the use of the KINETEC DATA CAPTURE™ software and patient USBs to track patient progress as well as pre-program the entire patient rehabilitation protocol.



KINETEC PERFORMA™

The CPM that excels in comfort and anatomical movement

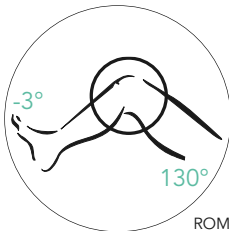
- Perfectly Anatomical motion
- Enhanced comfort with right/left leg adjustment
- Suitable for all patient sizes from 1.12m to 2.06m
- Active resistance movement possible
- Greater ROM from -3° to 130°



Full flexion



Free perineal area



ROM



A design built to measure

The one of a kind design of the KINETEC PERFORMA™ provides a perfect leg alignment resulting in a unique anatomical movement for the knee joint.

Optimal comfort

Having no bar in the perineal area provides greater comfort and enables the patient to fit the machine better.

Patient Sizing

The design of the device makes it suitable for small as well as very tall patients allowing the KINETEC PERFORMA™ to accommodate the largest range of patient sizes in CPM therapy.

Active resistance

The strong 2-axis structure on the KINETEC PERFORMA™ makes it the first choice for sport-injured patients and those requiring an early active resistance therapy.



KINETEC® KNEE CPM PADS & ACCESSORIES

To complete the KINETEC® CPM experience, a selection of additional items are available

COMFORT SUPPORT

Especially designed to provide optimum comfort and hygiene for the patient, the KINETEC® Comfort Supports fit all KINETEC® knee CPMs. The Comfort Supports attach to the knee CPM machine with straps, as shown. The straps allow the supports to be adjusted to suit a range of leg sizes.




HYGIENIC PADS

Pads for the knee CPM's are very comfortable and easy to attach with hook and loop fasteners. The covers can be autoclaved.



PAEDIATRIC FOOT PLATE

Paediatric foot plate adaptable on KINETEC SPECTRA™ and KINETEC PRIMA ADVANCE™. This accessory allows mobilising patients of small size, minimum full leg of 53cm (21 Inch) compared with 71cm (28 Inch) out of standard.



SEAT ADAPTOR

This accessory is adaptable on KINETEC SPECTRA™ and KINETEC PRIMA ADVANCE™. It can be used in a treatment centre or at home. It allows patients with minimal mobility to be seated without assistance and more important, to remain seated, which is more motivating for physical therapy.



CART FOR BED USE



TROLLEY FOR ALL KNEE CPMs



TRANSPORT BAG



TRANSPORT BOX



KINETEC CENTURA™

The Anatomical Shoulder CPM Machine designed for use in professional environments

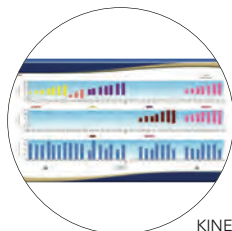
- Complete range of movements available
- Synchronised and Anatomical motion
- Evolutive, build-to-your-need device with up to 3 extra modules available
- KINETEC DATA CAPTURE™ USB technology ready



Synchronised and anatomical motion



Soft chair for patient comfort



KINETEC DATA CAPTURE™

Complete range of movements

The KINETEC CENTURA™ is composed of 5 complementary and anatomical movements covering most of the shoulder pathologies:

Abduction/Adduction - Abduction/Adduction with synchronised rotation
Shoulder Rotation - Shoulder Flexion/Extension - Horizontal Abduction.

Easy left to right arm switch system

Patient set-up is anatomical, comfortable and quick with an intuitive colour-coded system.

Evolution compliant

The KINETEC CENTURA™ is available in different versions to fit with your daily requirement and use. The device has been designed with additional modules so the user can upgrade the product as required.

Kinetec Data Capture™ USB technology ready

The KINETEC CENTURA™ remote control features the latest USB technology enabling the use of the KINETEC DATA CAPTURE™ software and patient USBs to track patient progress as well as pre-program the entire patient rehabilitation protocol.



KINETEC CENTURA LITE™

The solution to CPM therapy provided at home

- Extremely compact & lightweight
- Essential movements featured
- Evolution compliant
- KINETEC DATA CAPTURE™ USB technology ready



Compact for easy transport



Soft chair for patient comfort



KINETEC DATA CAPTURE™



Remarkable design

The KINETEC CENTURA LITE™ has been designed to fulfil the requirements for CPM therapy at home. Its exceptional lightweight & compact design makes it the ideal choice for the home environment as well as frequent shipments. Its enhanced foam-reinforced chair provides the patient with greater comfort throughout the therapy session.

Essential movements featured yet evolutive device

KINETEC CENTURA LITE™ is supplied with the required accessories to perform a professional and safe CPM rehabilitation at home.

Nevertheless, the device has been designed with additional modules so the user can upgrade it as required.

Data Capture USB technology ready

The KINETEC CENTURA LITE™ remote control is also equipped with the latest USB technology enabling the use of the KINETEC DATA CAPTURE™ software and patient USBs to track patient progress as well as pre-program the entire patient rehabilitation protocol.



KINETEC CENTURA B&W™

The shoulder CPM made for immediate post-operative therapy

- For use in bed or in a sitting position
- Quick & easy set up
- Unique flexion-extension movement
- Height adjustable structure



Can be coupled to any currently available wheelchair

The sooner the joint is moved the better

The KINETEC CENTURA B&W™ has been specifically designed to fulfill the requirements from professionals willing to mobilise the shoulder joint as early as possible following surgery.

The unique chair-free design of the device enables a comfortable therapy whilst the patient lays in bed.

Main movement featured

The KINETEC CENTURA B&W™ is supplied with the required accessories to perform a professional and safe CPM rehabilitation therapy.

Digital remote control

The digital remote control technology from KINETEC® has been featured in the device to provide a visual feedback to the patient as well as movement accuracy during therapy.



KINETEC® SHOULDER CPM ACCESSORIES

To complete the KINETEC® CPM experience, a selection of additional items are available for both KINETEC CENTURA™ and KINETEC CENTURA LITE™ shoulder devices

KINETEC CEM™

This accessory provides an anatomical extension/flexion of the elbow with adjustable pronation/supination.

- Extension/flexion from -10° to 135°
- Intuitive remote control with unique features

Great variety of positionings

The KINETEC CEM™ elbow CPM provides the professionals with an extensive variety of shoulder positioning, enabling elbow movements in many different axis to suit the rehabilitation protocol and patient condition.



Horizontal abduction module

This accessory will enable a 5th movement from -30° of horizontal abduction to 110° of horizontal adduction. It is particularly used to warm the shoulder joint in certain pathologies.



Head rest & shoulder stabilisation device

This accessory improves comfort during long rehabilitation sessions, maintains the correct positioning of the shoulder in the scapulohumeral joint axis and prevents the shoulder from rising when the arm is elevated above 90° in abduction.



Transport bag

This item is particularly handy when the device is regularly carried around and used in different places.



KINETEC 6080™

The original KINETEC® design dedicated to the elbow joint

- Synchronised and anatomical movements
- Extension/flexion combined to pronation/supination
- Easy to use in bed or in a sitting position
- Patient friendly remote control & adjustments



Full flexion: 135°



Full extension: -10°

A design built for immediate post-operative treatment

Post-operative treatment using this device provides an effective deterrent to stiffness and loss of range of motion.

Its 135° ROM enables countless applications, and variable speed control allows progressive changes in the therapy.

Synchronised movements for a more anatomically correct therapy

Extension/Flexion with synchronised pronation-supination.

As extension-flexion movement begins, the hand starts its rotation from full pronation to full supination.

Safety first

Lockable ROM settings prevent misuse and enhance patient safety.

The KINETEC 6080™ rolls on locking wheels and is usable in bed or a chair.



KINETEC MAESTRA™

The most extensive hand & wrist CPM available on the market


- Up to 9 anatomical movements mobilising 14 joints
- A fantastic complement to wrist, fingers and thumb rehabilitation
- Intuitive remote control with individual keys for each movement
- Featuring an educational DVD guiding the user through patient set up and therapy



Wrist extension/flexion



Ulnar deviation



A complete solution



Anatomical and precise motion

The KINETEC MAESTRA™ is a complete solution for wrist, fingers and thumb passive rehabilitation. It is the most extensive CPM device on the market and fulfils most of the requirements in hand & wrist passive therapy.

Digital remote control

The digital remote control technology from KINETEC® has been featured in the device to provide a visual feedback to the patient as well as movement accuracy during therapy. The top panel is dedicated to each movement available with the unit.

Interactive guide

The device is also delivered with an educational DVD guiding the user through the patient set up and therapy. This useful tool also provides tips and advice from health professionals on the pathologies and protocols to be covered by the device.



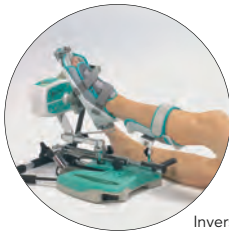
KINETEC BREVA™

The anatomical CPM device for the ankle and rear foot

- 2-dimension movements available:
Plantar/dorsi flexion and eversion/inversion
- Intuitive remote control with unique features
- Safety first



Eversion 25°



Inversion 25°



A complete solution

Anatomical and precise motion

The KINETEC BREVA™ enables ankle and rear foot motion in 2 dimensions from the most common plantar/dorsi flexion (-40° to 30°) to the most advanced eversion/inversion movement. (-25° to 25°).

Patient feedback and unique features

The digital remote control provides a precise yet clear feedback to the patient as well as it helps the therapy with unique functions such as warm-up or by-pass.

Safety First

The remote control features a keyboard locking system preventing misuse and enhancing patient safety.



KINETEC 5090™

The one of a kind CPM dedicated to club foot rehabilitation

- An enhanced movement to fully mobilize the joint in the 3 dimensions
- A digital remote control combined with easy programming for maximum safety
- A complete solution to allow treatments in hospital or at the patients home



15

Anatomical and precise motion


The KINETEC 5090™ has been designed to provide the most precise and anatomical motion in the 3 possible movement axis of the foot.

Maximum Safety

Because safety is more than ever key in this type of pathology, the digital remote control technology from KINETEC® provides a secured step by step programming mode which will check each and every parameter prior to mobilizing the joint.

A complete solution

Whether being used as a pre-operative or post-operative therapy, the KINETEC 5090™ is delivered with all the required tools to perform a consistent and safe rehabilitation in every professional or home environment.



3-dimension motion



KINETEC 9081™

Hip CPM machine

- Anatomical movements
 - Hyper-extension/flexion
 - Hyper-extension/flexion with synchronized abduction and external rotation

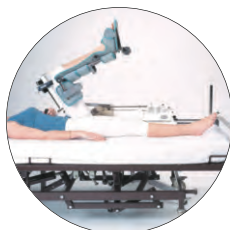
Provides optimal range of motion by allowing and controlling flexion, extension, abduction and external rotation.

Convenient range of motion controls can be adjusted from 0° to 120° of hip flexion.

The shock absorbing feature releases the weight of the leg from the injured hip joint, enhancing patient compliance.



16



Range of Motion

Hip: from -10° to 120° in the sagittal plane

The Knee flexion can be limited to 0°, 30°, 60°, 90° or 120°, decreasing the pain by relaxing the hamstring muscles during hip flexion.



Including abduction (0° to 30°)


Combined abduction of the hip with flexion/extension maintains the congruity of the femoral head



KINETEC PEDALA™

Active Trainer. The ideal complement to ensure full knee recovery. This product fits perfectly within the rehabilitation protocol enabling:

- Muscular reinforcement
- Isometric, isotonic and physiological work
- Exceptional patient compliance and autonomy



Stopping bar for more stability and protection



Digital counter



Adjustable resistance from 2,5 to 15kg

The best approach to muscular training.

The KINETEC PEDALA™ enables full recovery after all knee, hip, ankle traumatic & orthopaedic pathologies, its main advantages are:

Muscular reinforcement:

Used from the complete scar healing of the soft tissues, the KINETEC PEDALA™ allows the patient to experience a progressive resistance in the area requiring physical rehabilitation.

Isometric, isotonic and physiological work:

The synchronized movement of the lower limbs enables the training of protagonist and antagonist muscular chains.

Exceptional Patient Compliance:

The patient self-controls the movement, the speed, and the range of motion. He actively participates in his rehabilitation.

Proprioception:

The active movement repetition (the neuro-muscular activity) promotes the joint proprioception.




KINETEC KINEVIA DUO™

The intelligent exercise therapy system

- Active, passive and assisted therapy modes
- A 7-inch touch screen display guiding the therapy
- Quick & Ergonomic tool-free adjustments
- 5-year warranty



7-inch touch screen



Quick & ergonomic adjustment
for legs & arms



Easy & tool-free pedal adjustment

A whole body trainer

The KINETEC KINEVIA DUO™ features a leg + arm trainer system making it a complete rehabilitation device for the whole body. The ingenious rotating system for the arm exerciser will provide excellent comfort to the user during both arm and leg treatment.

Training modes for each patient condition

The various training modes available makes it the ideal companion for neurologic and orthopaedic rehabilitation. The pre-programmed trainings feature basic modes (active, passive, assisted, symmetry), as well as a selection of common pathologies (Parkinson's disease, multiple sclerosis, cardio etc...).

Pre-set programs to guide therapy

The 7-inch touch screen offers a user-friendly interface guiding the patient through the therapy and providing an instant feedback on objectives and results. Combined with the KINETEC KINEVIA COCKPIT™ software, the device will track patient progress helping the patient management during rehabilitation.

Aesthetic design & high quality materials

The KINETEC KINEVIA DUO™ offers clean lines, functional design and durable materials to provide the user with the best and safest experience. The 5-year standard warranty supports the quality and reliability of the device.



KINETEC KINEVIA™

The exercise therapy system dedicated to lower extremities

- Tool-free adjustments for pedal radius and width
- Evolution compliant
- 5-year warranty

Easy adjustments

The KINETEC KINEVIA™ has been designed to minimize efforts during set up and avoid the use of tools. The exclusive pedal width & radius adjustment will accommodate all types of patients and will maximise their comfort whilst using the equipment.

Safety first

Because patient safety is key, the KINETEC KINEVIA™ will provide through its user friendly interface different levels of activity according to the patient condition as well as a unique & adjustable spasm control feature.



19

ACCESSORIES



Leg guidance



Pediatric footshell
with leg guidance



Cardio set



KINETEC KINEVIA COCKPIT™
software



Tilting protection RTR (pair)



Handfix



KINETEC KOOLER™


The Continuous Thermal Therapy System



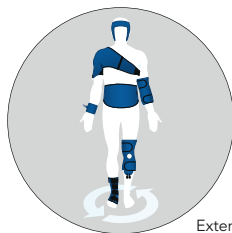
- Heat and cool therapy in one device
- Customisable temperature control between 1°C (34°F) and 51°C (125°F)
- No need for ice, requires 60ml of distilled water only
- A complete range of Deluxe and Disposable pads for each condition



20



Temperature controlled water flowing through welded micro-channels



Extensive range of pads for the whole body

A professional and precise therapy system

All professionals understand it is important that patients receive proper instructions and personalised therapy guidelines for use, duration and frequency. The KINETEC KOOLER™ allows you to customise your treatment through 20 temperature level for precise thermal therapy.

Heat and cool therapy in one device

The KINETEC KOOLER™ is ideal for virtually any profession that uses heating and cooling therapies. The lightweight, portable and affordable solution is perfect for in-clinic as well as at-home use for pain relief, injury treatment and surgery recovery.

A very convenient ice-free equipment

The KINETEC KOOLER™ does not require the use of ice. What's more, it runs with only 60ml of distilled water making it very convenient and virtually maintenance free.

Customisable temperature control

The device features 20 temperature comfort levels (10 on cool and 10 on heat) allowing professionals to prescribe specific treatment duration, intervals and temperature levels for maximum healing benefit.



KINETEC KOOLER™ PADS & ACCESSORIES

The KINETEC KOOLER™ range features an extensive range of Deluxe and Disposable pads along with a number of additional accessories enhancing the KINETEC KOOLER™ experience

The single patient Deluxe neo-prene pads are interchangeable, universal and fit right or left side



Front & side head



Eye



Occipital (Back of head)



Universal



Shoulder



Back, Abdomen, hip



Knee, elbow



Ankle

21

The single patient Disposable pads are durable and prevent the transfer of germs and bacteria. Pad interior is coated plastic which helps prevent fluid transfer and contamination



Shoulder



Back



Knee



Ankle

Also available



Mobile kit + battery



Transport bag



Hospital bed bracket



IV pole with basket



KINETEC KOOLER™ CONSUMABLES

The KINETEC KOOLER™ range helps to relieve pain and reduce swelling through a wide variety of carefully selected items providing hot and cold therapy. Use for minor injuries, joint pain, muscle aches and pain.

KINETEC KOOLER™ INSTANT COLD PACK

The instant cold pack is single use.
Activation is immediate and performed by squeezing the pack as indicated. Pack size is 12x23cm.
Size of the 24-item box is 23x23x22cm



KINETEC KOOLER™ WARM/COLD PACK

This thermotherapy pack can be used to heat or cool all parts of the body. Featuring two adjustable fixing straps that can be used to secure the pack in place.

Pack size is 13,5x23,5cm. The pack is filled with non-toxic gel, does not drip and remains flexible.

The pack is reusable and is easy to clean and decontaminate.

The temperature of the pack can be controlled by immersion in water or by using a microwave or a freezer.

The individual box size is 10x5,5x14cm.





KINETEC KOOLER™ INSTANT HOT PACK

The Instant Hot Pack is single use, providing instantaneous heat up to 43°C (110°F).

It remains effective for approximately 20 to 25 minutes.

Usable anywhere and at any time. Activation is immediate and performed by squeezing the pack.

Pack size is 12x23cm. Size of the 24-item box is 22x13,5x22cm.



KINETEC KOOLER™ ARKTIC BREEZE SPRAY

Quickly cools down the skin and keeps it cool to relieve pain and reduce swelling.

Works in all directions.

Size of the spray is 18x4,5cm, 150ml.



KINETEC KOOLER™ ARKTIC BREEZE GEL TUBE

Quickly cools down the skin and keeps it cool to relieve pain and reduce swelling.

Size of the individual box is 5,5x5x15,5cm, 100ml.



UNIQUE PATIENT PRINTING




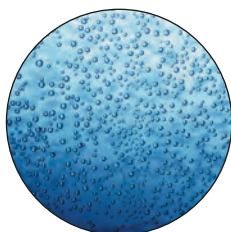


We offer you a unique opportunity for images printed directly onto our Manosplint® thermoplastic material!

Create your own designs such as:

- Display your logo
- Create motivational word art
- Show your favorite pet
- Animal prints
- Flowers
- Patterns
- Landscape



24



MANOSPLINT® OHIO & OHIO S

Create contoured detailed orthoses. Translucency when heated allows for visibility of target areas. 100% memory allows easy remoulding.



25



Memory: 100% Memory – when fully reheated can regain original size and shape
Resistance to Stretch (RTS): Moderate handling with smooth strokes during molding. Shapes easily.
Drape: Moderate pressure needed for a conforming fit.
Rigidity: Maximum – strong support.

Bonding & Finish:

Ohio – Coated material that resists fingerprints with a shiny finish. Will not adhere to itself unless the coating is removed.

Ohio S – Non-coated material allows for it to self-bond. Acts as a second pair of hands to keep product in place during application. Resists fingerprints with a shiny finish.

Suggested Clinical Applications:

Immobilization orthoses – wrist, thumb and hand; wide variety of diagnoses including pediatrics, tendon injuries, fractures, arthritis, and neurological diagnoses

Mobilization orthoses – serial static approach or base for dynamic and static progressive designs

Circumferential designs

Sizes:

Demi: 12" x 18" (30.5cm x 46cm) Standard: 18" x 24" (46cm x 61cm)

Large: 24" x 36" (61cm x 91cm)



Perforation: Wide range available (see chart)

MANOSPLINT® CAROLINA

Provides strong support and stays in place during application! Great to work with – smooth feel and bonds easily.



26



Memory: Moderate memory allows for light modifications and edge finishing.

Resistance to Stretch (RTS): Maximum requires firmer handling.

Drape: Minimum drapability will work best for larger regions.

Rigidity: Maximum. Holds shape against the pull of the patient or dynamic components.

Bonding & Finish: Non-coated material is slightly sticky and stays in place during application. Resists fingerprints.

Suggested Clinical Applications:

Immobilization orthoses – burn injuries, tendon and/or nerve injuries, fractures, arthritis, and neurological diagnoses

Large orthoses – wrist/hand, elbow, lower extremity, back

Sizes:

Demi: 12" x 18" (30.5cm x 46cm) Standard: 18" x 24" (46cm x 61cm)

Large: 24" x 36" (61cm x 91cm)

Perforation: Solid and 1% available.

MANOSPLINT® WISCONSIN

Great overall performance!
Conforming and sculpted finish provides great support and function. Lovely texture and forms exceptional edges.



27



Memory: Minimum to moderate allows for easy modifications and edge finishing.
Resistance to Stretch (RTS): Moderate handling with smooth strokes during molding. Shapes easily.
Drape: Moderate pressure needed for a conforming fit.
Rigidity: Moderate. Strong and flexible enough for easy donning and doffing.

Bonding & Finish: Coated material that resists fingerprints. Will not adhere to itself unless the coating is removed.

Suggested Clinical Applications:

Immobilization orthoses – Hand, wrist and thumb; wide variety of diagnoses
Mobilization orthoses – base for dynamic and static progressive designs

Sizes:

Demi: 12" x 18" (30.5cm x 46cm) Standard: 18" x 24" (46cm x 61cm)

Large: 24" x 36" (61cm x 91cm)

Perforations: Solid and 1% available.

MANOSPLINT® OHIO F

Combining 2 great materials for 1 great finished product! Manosplint Ohio with fabric adhered to it will allow you to fabricate a complete splint with a padded cover already in place.

Efficient and time saving as it is hook receptive so adding strapping is quick and easy!



28



Resistance to Stretch (RTS): Moderate handling with smooth strokes during molding. Shapes easily.

Drape: Moderate pressure needed for aconforming fit.

Rigidity: Maximum – strong support

Finish: Fabric covered material has great edge finishing while providing cushion and comfort.

Suggested Clinical Applications:

Full range – small to large splints

Upper and lower extremity

Spasticity splints

Colours:

Beige Fabric

Blue/Grey Fabric

Name	Size	Colour	Perforation	Sheet Thickness			
				1/8" (3.2mm)	3/32" (2.4mm)	1/12" (2.0mm)	1/16" (1.6mm)
Wisconsin	Demi	Beige	Solid, 1%	•			
	Standard	Beige	Solid, 1%	•			
	Large	Beige	Solid, 1%	•			
	Demi	Blue	Solid, 1%	•			
	Standard	Blue	Solid, 1%	•			
	Large	Blue	Solid, 1%	•			
	Demi	White	Solid, 1%	•	•		
	Standard	White	Solid, 1%	•	•		
	Large	White	Solid, 1%	•			
Carolina	Demi	White	Solid, 1%	•			
	Standard	White	Solid, 1%	•			
	Large	White	Solid, 1%	•			
Ohio S	Demi	Beige	Solid, 19%	•			
	Standard	Beige	Solid, 19%	•			
	Demi	Beige	Solid, 15%		•		
	Standard	Beige	Solid, 15%		•		
	Demi	Beige	Solid, 11%				•
	Standard	Beige	Solid, 11%				•
Ohio	Demi	Beige	Solid	•			
	Standard	Beige	Solid	•			
	Demi	Beige	Solid, 15%		•		
	Standard	Beige	Solid, 15%		•		
	Demi	Beige	Solid, 15%			•	
	Standard	Beige	Solid, 15%			•	
	Demi	Beige	Solid, 11%				•
	Standard	Beige	Solid, 11%				•
	Demi	White	Solid, 1%, 19%, 42%	•			
	Standard	White	Solid, 1%, 19%, 42%	•			
	Large	White	Solid, 1%,	•			
	Demi	White	Solid, 15%, 36%		•		
	Standard	White	Solid, 15%, 36%		•		
	Demi	White	Solid, 11%				•
	Standard	White	Solid, 11%				•
Ohio F	Demi	Beige	1%, 5%	•			
	Standard	Beige	1%, 5%	•			
	Demi	Blue/Grey	1%, 5%	•			
	Standard	Blue/Grey	1%, 5%	•			
	Demi	Beige	36%		•		•
	Standard	Beige	36%		•		•
	Demi	Blue/Grey	36%		•		•
	Standard	Blue/Grey	36%		•		•

MANOSPLINT® HEAT PANS

Our Heat Pans are an efficient and effective method to heating our Manosplint® thermoplastic materials. You will experience excellent results!



MANOSPLINT HEAT PANS

The Manosplint Heat Pans are constructed using high quality stainless steel with options of both removable (lift off) and hinged lids. Each pan is thermostatically controlled with an illuminated switch that indicates when the water has reached temperature. Each pan is supplied with a perforated internal tray. The insulated handles ensure that the lids can be raised and lowered safely. The hinged lids have been cleverly designed to ensure that all condensation drains back into the main pan when it is being raised and lowered. Supplied with a two-year warranty.

5 Litre Heat Pans

Available with a lift off lid option only. This neat, compact version is 135mm(H) x 361mm(L) x 332mm(W) (external dimensions).

9 Litre Heat Pans

Available in both lift off and hinged lid options. This longer version of the heat pan is 135mm(H) x 532mm(L) x 332mm(W) (external dimensions).


28 Litre Heat Pans

Available in both lift off and hinged lid options. This version of the heat pan is much deeper than the other versions. It is 290mm(H) x 532mm(L) x 332mm(W) (external dimensions) and is supplied with an integral drainage tap.

MANOSPLINT® DRY HEAT OVEN

Our dry heat oven offers a revolutionary way to work your splinting material. Its compact design as well as its fast heating water-free technology makes it the ideal companion for therapists in need of a quick, hygienic and efficient heating method.

- Water-free technology
- Highly hygienic solution
- Extremely fast to heat up and prepare the material
- Portable design to ease transport and remote usage.
- No additional consumable material required
- 100V-240V compatible versions



The Manosplint® dry heat oven is a new and innovative device built using high quality stainless steel and aluminium material providing a high level of heat isolation and temperature stability.

The innovative heating surface is 510mm(L) x 360mm(H) and provides a homogeneous energy to heat up the material. The oven does not require any additional consumable material and is supplied with a two-year warranty.

The device is controlled via a simple digital panel indicating the set up temperature and the actual one inside the oven. It can easily be adjusted from 50°C to 90°C. Its compact dimensions facilitates transport and remote use within different locations making it the ideal companion for therapist requiring mobility.

Supplied with hinged lids.

Available in 100-120V and 220-240V version.

MANOSPLINT® ACCESSORIES

We offer a complete range of accessories to compliment and help you complete the fabrication process. Quality tools that perform well. Strapping, stockinette and padding that provide function, support and comfort.



Plastazote Foam Padding

Medium density, self-adhesive, closed cell foam. Pink only.

1/8" x 6" x 36" (1.6mm x 15.2cm x 91cm)

1/16" x 6" x 36" (1.6mm x 15.2cm x 91cm)



ViscoFoam Padding

Self-adhesive, slow recovery foam padding in 3/8" x 16" x 24" (9.5mm x 41cm x 61cm).

Medium Density, Blue
Soft Density, Pink



Sherpa Padding

Non-adhesive, open cell padding. Beige only.

60" x 36" (1.5m x 91cm)



Orthopedic Felt

Self-adhesive, closed cell padding. White only.

1/4" x 5.5" x 2.5 yards
(6.4mm x 14cm x 2.3m)

1/8" x 5.5" x 2.5 yards
(3.2mm x 14cm x 2.3m)




Open Cell Foam

Padding is self-adhesive. Tan only.

1/8" x 6" x 72"
(3.2mm x 15.2cm x 1.8m) *

*Does contain latex



Moleskin

Self-adhesive. Beige only.
1/16" (1.6mm) thickness.

12" x 5 yards (30.5cm x 3.7m) *

9" x 4 yards (23cm x 3.7m)

2" x 5 yards (5cm x 4.6m)

1" x 5 yards (2.5cm x 4.6m)

9" x 4 yards (23cm x 3.7m) *

1" x 5 yards (2.5cm x 4.6m) *

*Does contain latex

Manosplint® Stockinette



Antimicrobial Poly Stockinette

White only
25 yard (22.86m) rolls
2" (5cm)
3" (7.6cm)
4" (10cm)
5" (12.7cm)



Poly/Spandex Stockinette

Natural only
5 yard (4.6m) rolls
5/8" (1.6cm)



Cotton Stockinette

Natural only
25 yard (22.86m) rolls
1" (2.5cm)
2" (5cm)
3" (7.6cm)
4" (10cm)
6" (15.2cm)



Cotton/Poly Stockinette

White only
25 yard (22.86m) rolls
2" (5cm)
3" (7.6cm)
4" (10cm)

Manosplint® Liners



Universal Liners Beige only. 10/pkg.
Thumb Spica 3"x6" (7.6cm x 15.2cm)
Wrist & Hand 3"x13" (7.6cm x 33cm)
Wrist/Hand/Thumb 3"x13" (7.6cm x 33cm)



Thumb Spica Liners

White only. 10/pkg.
3"x13" (7.6cm x 33cm)
3¼"x13" (8.25cm x 33cm)
3¾"x13" (9.5cm x 33cm)

Manosplint® Tools



Bandage Shears



Shears



Curved Shears



Spatula



Thermometer



Utility Knife
Replacement Blades
10/pkg

ARTRO FIT OA KNEE BRACE

To support moderate to severe levels of osteoarthritis.

Key features

- 3-point principle offloading for varus or valgus pressure relief
- Stabilisation of the knee joint to counteract knee instability
- Low profile, lightweight frame and hinge construction
- New soft-grip padding material gives excellent comfort



34



Ideal application

- Conservative treatment of advanced unilateral osteoarthritis
- Post-operative pressure relief and compartmental protection
- Instability of the cruciate ligaments
- Functional pre-or post-operative care of knee instabilities

Features + benefits

- High quality, 100 % aluminium frame
- Pressure relief of the medial or lateral hinge compartment by the 3-point principle which off-loads the knee into varus or valgus position between 5 - 15 degrees
- Extension stops: 0°, 10°, 20°, 30° and 45°
- Flexion stops: 0°, 10°, 20°, 30°, 45°, 60°, 75°, 90° and 120°
- Immobilisation at 0°, 10°, 20°, 30° and 45°
- Allen key included

LIGA FIT KNEE BRACE

High quality knee brace for protection and support of knee instabilities.

Key features

- Polycentric physioglide hinges based on the principle of 4-chain linkage.
- Low profile, lightweight frame and hinge construction
- Numbered straps ensure a simple and correct fastening of the brace
- Air supracondyle pad minimises migration
- New soft-grip padding material gives excellent comfort



Ideal application

- Conservative pre- and postoperative treatment of knee instabilities
- ACL, PCL or CI injuries and ruptured collateral ligaments

Other features + benefits

- Extension stops: 0°, 10°, 20°, 30° and 45°
- Flexion stops: 0°, 10°, 20°, 30°, 45°, 60°, 75°, 90° and 120°
- Immobilisation at: 0°, 10°, 20°, 30° and 45°
- Anatomically pre-moulded frame
- Malleable aluminium frame allows correct patient fitting
- Straps are numbered for easy application
- Polycentric hinge and 4-chain linkage system
- Prevents anterior and posterior tibial translation: 4-point system
- Low profile, lightweight



UOMO FIT

High quality, comfortable shoulder support with innovative one-handed clip closure.



Ideal application

Immobilisation after:

- Rotator cuff repair
- Capsular shift
- Soft tissue repair / strain
- Shoulder instability / injury

Features + benefits

- Performed underarm for better fitting
- Moulded foam padding at the height of the elbow
- Fits left and right
- Adjustable sizes
- Adjustable thumb

Please contact us for details of our wider range of orthopaedic supports or visit us online at www.kinetecinternational.com

KINETEC® TRACTION FRAMES & KITS

The KINETEC® Traction System has been developed and tested to enable any set up for:

- TRACTION
- SUSPENSION
- MOBILISATION
- POSTURE

adaptable on adult or child hospitalisation bed



37



Traction/suspension of adult inferior limb



Traction/suspension of adult superior limb



Pelvic suspension




Cervical traction

The KINETEC® Traction system solves the daily needs in:

orthopaedics, rehabilitation with the bed and in the room of the patient, rheumatology and the medicine of rehabilitation, neurology, emergency wards.

The KINETEC® Traction system is composed of:

- octagonal tubes of anodised aluminium of 34mm high-strength, of glossed and luxurious presentation,
- notched holding clamps offering 16 positions around the tube axis and assuring against disconnection,
- a fixing interface allowing anchoring, at the head, foot or in transversal of the bed,
- carry-Pulleys ensuring free plan of the pulley in all axes, thus suppressing force from friction or derailment of the traction cord,
- traction accessories allowing a precise positioning of the mobilised limbs.



kinetec®



Kinetec Kinevia™



Kinetec SAS

Zone Industrielle de Tournes
Rue Maurice Périn
F-08090 Tournes
France

Tel: +33 324 29 85 05
Fax: +33 324 33 51 05

contact@kinetec.fr
www.kinetec.fr

Kinetec USA

W225N16708 Cedar Park Court
Jackson
WI 53037
USA

Tel: +262-677-1248
Fax: +262-677-1314

contact@kinetecusa.com
www.kinetecusa.com

Kinetec UK

Unit E, Manaway Industrial Estate
13 Holder Road, Aldershot
Hampshire GU12 4RH
United Kingdom

Tel: +44 (0)1933 670979
Fax: +44 (0)1252 329415

enquiries@kinetecuk.com
www.kinetecinternational.com

www.kinetecinternational.com